

VX series

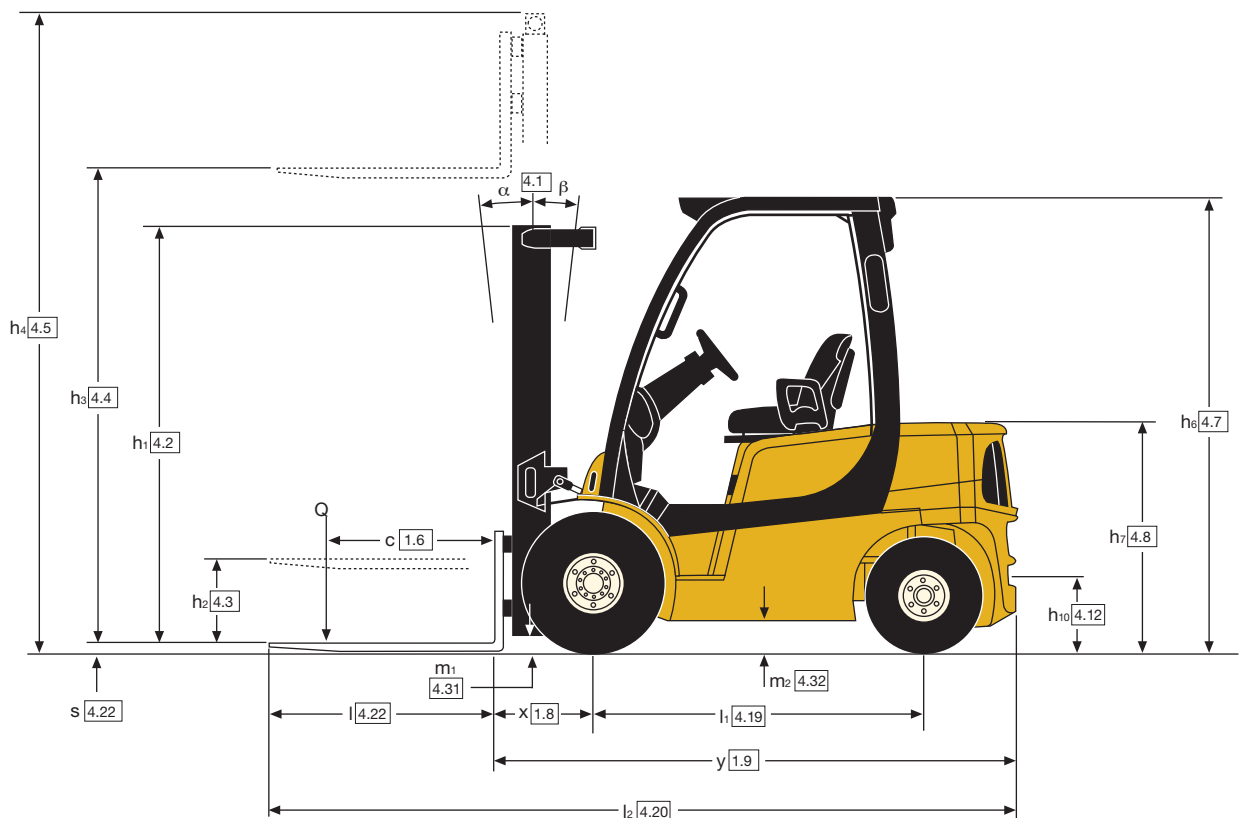
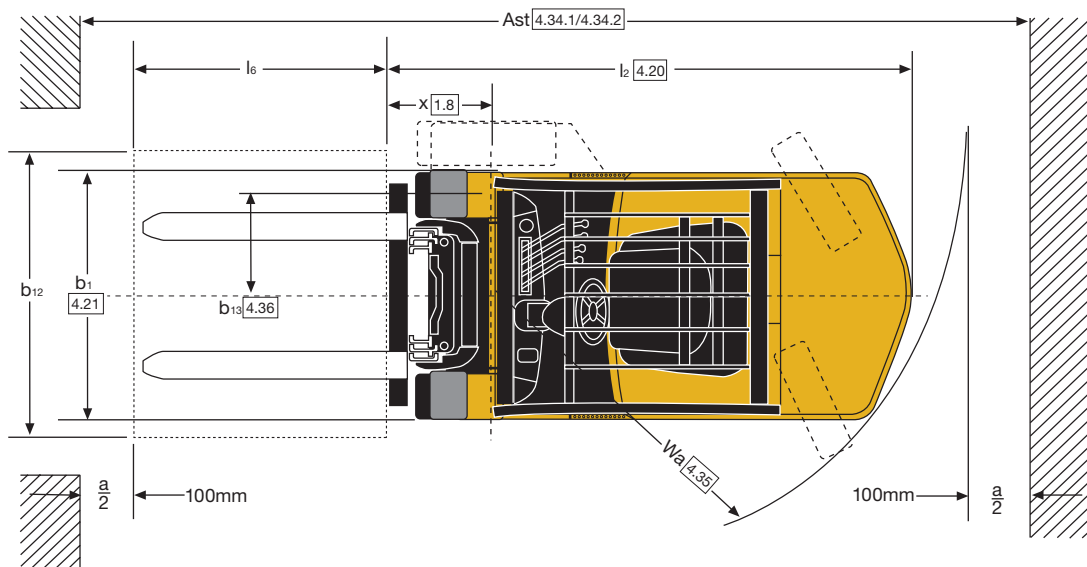
2,000kg / 2,500kg / 3,000kg / 3,500kg

Diesel Forklift Trucks



- Gold edition with extra accessories available as the new standard truck
- High Visibility Masts and optional Side Shifting Fork Positioner
- Intellix Vehicle Management System with CAN bus technology
- 3 application matched transmissions
- Oil immersed brakes
- AccuTouch mini levers and manual levers

Truck Dimensions



Engine Specifications

Yanmar TNE series, Diesel

Base, Value

4 Cylinder	Overhead valve
Displacement	2.6 litre
Torque	138 Nm @ 1,500rpm
Power	33.9 kW @ 2,700rpm
Air filtration	Two stage, dry type
VDI 2198	3.0L
IDI fuel injection system	

Yanmar TNE series, Diesel

Value

4 Cylinder	Overhead valve
Displacement	3.0 litre
Torque	162 Nm @ 1,500rpm
Power	34.2 kW @ 2,400rpm
VDI 2198	3.1L
Air filtration	Two stage, dry type
IDI fuel injection system	

Kubota 2.4L, Diesel

Productivity

4 Cylinder	Overhead valve
Displacement	2.4 litre
Torque	196 Nm @ 1,500rpm
Power	43.2 kW @ 2,400rpm
Air filtration	Two stage, dry type
VDI 2198	2.5L
IDI fuel injection system	

GDP 20VX, GDP 25VX Mast details and capacity ratings (kg) - Superelastic tyres

Model							GDP 20 VX						GDP 25 VX					
Tyre size, front							7.00 x 12						7.00 x 12					
Overall width, front							1157mm						1157mm					
Mast	h ₁ (mm)	h _{2+s} (mm)	h _{3+s} (mm)	h ₄ (mm)	Tilt		Forks			Integral Sideshift			Forks			Integral Sideshift		
							Load centre (kg)			Load centre (kg)			Load centre (kg)			Load centre (kg)		
					F	B	500	600	700	500	600	700	500	600	700	500	600	700
2 Stage LFL	2170	140	3290	3904	6	5	2000	1920	1750	2000	1840	1680	2500	2370	2170	2500	2280	2090
	2420	140	3790	4404	6	5	2000	1910	1740	2000	1830	1680	2500	2360	2160	2500	2270	2080
	2770	140	4330	4944	6	5	2000	1890	1730	1990	1810	1660	2500	2350	2150	2480	2250	2070
	3020	140	4830	5444	6	5	1910	1800	1640	1890	1720	1580	2400	2240	2040	2370	2150	1960
2 Stage FFL	2170	1558	3300	3914	6	5	2000	1920	1750	2000	1840	1690	2500	2380	2170	2500	2280	2090
	1970	1382	4350	4938	6	5	2000	1880	1720	1970	1790	1640	2500	2380	2170	2500	2280	2090
3 Stage FFL	2170	1582	4950	5538	6	5	1890	1760	1610	1850	1680	1540	2370	2250	2060	2370	2160	1980
	2420	1832	5550	6138	6	5	1760	1630	1490	1720	1560	1430	2240*	2110*	1930*	2220*	2020*	1850*
	2620	2030	6000	6588	6	5	1660	1530	1400	1600	1460	1340	2120*	1990*	1800*	2090*	1900*	1740*

* With wide tread drive tyres (1317 mm width) or dual drive tyres (1601 mm width) - required for this rating. h₂ & h₄ are less loadbackrest.

GDP 30VX, GDP 35VX Mast details and capacity ratings (kg) - Superelastic tyres

Model							GDP 30 VX						GDP 35 VX					
Tyre size, front							28 x 9-15						28 x 9-15					
Overall width, front							1186mm						1186mm					
Mast	h ₁ (mm)	h _{2+s} (mm)	h _{3+s} (mm)	h ₄ (mm)	Tilt		Forks			Integral Sideshift			Forks			Integral Sideshift		
							Load centre (kg)			Load centre (kg)			Load centre (kg)			Load centre (kg)		
					F	B	500	600	700	500	600	700	500	600	700	500	600	700
2 Stage LFL	2195	150	3105	3809	6	5	3000	2820	2580	2970	2700	2480	3500	3310	3030	3490	3180	2920
	2445	150	3605	4309	6	5	3000	2810	2570	2950	2690	2470	3500	3300	3020	3480	3170	2910
	2795	150	4105	4809	6	5	3000	2790	2560	2940	2670	2450	3500	3290	3010	3460	3150	2890
	3045	150	4605	5309	6	5	2890	2690	2450	2830	2570	2350	3390	3170	2900	3340	3040	2780
2 Stage FFL	2195	1495	3110	3810	6	5	3000	2820	2580	2960	2700	2480	3500	3310	3030	3490	3180	2920
	1995	1319	4015	4694	6	5	3000	2800	2560	2930	2670	2450	3500	3290	3010	3460	3150	2890
3 Stage FFL	2195	1519	4615	5294	6	5	2900	2700	2470	2830	2580	2370	3400	3190	2920	3350	3050	2800
	2345	1669	4915	5594	6	5	2840	2630	2410	2760	2510	2310	3320*	3110*	2850*	3260	2980	2730
	2445	1769	5215	5894	6	5	2740	2560	2340	2680	2440	2240	3250*	3030*	2780*	3180*	2900*	2660*
	2695	2015	5815	6494	6	5	2610*	2400*	2200*	2510*	2290*	2100*	2950*	2860*	2610*	2970*	2730*	2500*

* With wide tread drive tyres (1317 mm width) or dual drive tyres (1601 mm width) - required for this rating. h₂ & h₄ are less loadbackrest.

GDP 20VX, GDP 25VX Mast details and capacity ratings (kg) - Pneumatic Radial tyres

Model							GDP 20 VX						GDP 25 VX					
Tyre size, front							7.00 R12						7.00 R12					
Overall width, front							1157mm						1157mm					
Mast	h ₁ (mm)	h _{2+s} (mm)	h _{3+s} (mm)	h ₄ (mm)	Tilt		Forks			Integral Sideshift			Forks			Integral Sideshift		
							Load centre (kg)			Load centre (kg)			Load centre (kg)			Load centre (kg)		
					F	B	500	600	700	500	600	700	500	600	700	500	600	700
2 Stage LFL	2170	140	3290	3904	6	5	2000	1920	1750	2000	1840	1680	2500	2370	2170	2500	2280	2090
	2420	140	3790	4404	6	5	2000	1910	1740	2000	1830	1680	2500	2360	2160	2500	2270	2080
	2770	140	4330	4944	6	5	2000	1890	1730	1990	1810	1660	2500	2350	2150	2480	2250	2070
	3020	140	4830	5444	6	5	1910	1790	1630	1890	1720	1570	2390*	2240*	2040*	2360*	2150*	1960*
2 Stage FFL	2170	1558	3300	3914	6	5	2000	1920	1750	2000	1840	1690	2500	2380	2170	2500	2280	2090
	1970	1382	4350	4938	6	5	2000	1880	1720	1970	1790	1640	2500*	2380*	2170*	2500*	2280*	2090*
3 Stage FFL	2170	1582	4950	5538	6	5	1880	1760	1610	1850	1680	1540	2370*	2250*	2060*	2370*	2150*	1980*
	2420	1832	5550	6138	6	5	1760*	1630*	1490*	1710*	1560*	1430*	2240**	2110**	1930**	2220**	2020**	1860**
	2620	2030	6000	6588	6	5	1650*	1520*	1380*	1600*	1450*	1330*	2130**	1990**	1810**	2100**	1910**	1740**

* With wide tread drive tyres (1321 mm width) or dual drive tyres (1601 mm width) - required for this rating. ** Dual Drive tyres (1601 mm width) - required for this rating. h₂ & h₄ are less loadbackrest.

GDP 30VX, GDP 35VX Mast details and capacity ratings (kg) - Pneumatic Radial tyres

Model							GDP 30 VX						GDP 35 VX					
Tyre size, front							225 / 75R15						225 / 75R15					
Overall width, front							1186mm						1186mm					
Mast	h ₁ (mm)	h _{2+s} (mm)	h _{3+s} (mm)	h ₄ (mm)	Tilt		Forks			Integral Sideshift			Forks			Integral Sideshift		
							Load centre (kg)			Load centre (kg)			Load centre (kg)			Load centre (kg)		
					F	B	500	600	700	500	600	700	500	600	700	500	600	700
2 Stage LFL	2195	150	3105	3809	6	5	3000	2820	2580	2970	2700	2480	3500	3310	3030	3490	3180	2920
	2445	150	3605	4309	6	5	3000	2810	2570	2950	2690	2470	3500	3300	3020	3480	3170	2910
	2795	150	4105	4809	6	5	3000	2790	2560	2940	2670	2450	3500	3290	3010	3460	3150	2890
	3045	150	4605	5309	6	5	2890	2690	2450	2820	2570	2350	3340	3170	2890	3340	3040	2780
2 Stage FFL	2195	1495	3110	3810	6	5	3000	2820	2580	2960	2700	2480	3500	3310	3030	3490	3180	2920
	1995	1319	4015	4694	6	5	3000	2800	2560	2930	2670	2450	3500*	3290*	3010*	3430	3150	2890
3 Stage FFL	2195	1519	4615	5294	6	5	2900*	2700*	2470*	2830*	2580*	2370*	3400*	3190*	2920*	3350*	3050*	2800*
	2345	1669	4915	5594	6	5	2830*	2630*	2400*	2750*	2510*	2300*	3330**	3110**	2850**	3270**	2980**	2730**
	2445	1769	5215	5894	6	5	2760*	2550*	2340*	2680*	2440*	2240*	3250**	3040**	2780**	3190**	2900**	2670**
	2695	2015	5815	6494	6	5	2610**	2400**	2190**	2510**	2290**	2090**	3080**	2860**	2610**	3000**	2740**	2500**

* With wide tread drive tyres (1321 mm width) or dual drive tyres (1601 mm width) - required for this rating. ** Dual Drive tyres (1601 mm width) - required for this rating. h₂ & h₄ are less loadbackrest.

VDI 2198 – General Specifications, Diesel powered GDP20VX, GDP25VX

Distinguishing mark	1.1	Manufacturer (abbreviation)		Yale	Yale	Yale	Yale
	1.2	Manufacturer's type designation		GDP 20VX			
		Engine, Transmission		Yanmar 2.6L, Electronic Powershift	Yanmar 2.6L, Techtronix 100, 1 Speed	Yanmar 3.0L, Techtronix 200, 2 Speed	Kubota 2.4L, Techtronix 100, 1 Speed
		Model		Base	Value	Value	Productivity
		Brake Type		Drum	ADS Drum or Oil-immersed	Oil-immersed	Drum or Wet brakes
	1.3	Drive: electric (battery or mains), diesel, petrol, fuel gas		Diesel	Diesel	Diesel	Diesel
	1.4	Operator type: hand, pedestrian, standing, seated, orderpicker		Seated	Seated	Seated	Seated
	1.5	Rated capacity / rated load	Q (t)	2.0	2.0	2.0	2.0
	1.6	Load centre distance	c (mm)	500	500	500	500
Weights	1.8	Load distance, centre of drive axle to fork	x (mm)	471	471	471	471
	1.9	Wheelbase	y (mm)	1623	1623	1623	1623
	2.1	Service weight	kg	3563	3563	3563	3563
Tyres/chassis	2.2	Axle loading, laden front / rear	kg	5048 / 516	5048 / 516	5048 / 516	5048 / 516
	2.3	Axle loading, unladen front / rear	kg	1851 / 1712	1851 / 1712	1851 / 1712	1851 / 1712
	3.1	Tyres: P = pneumatic, V = cushion, SE = superelastic		SE	SE	SE	SC
Dimensions	3.2	Tyre size, front		7.00 x 12 - 12	7.00 x 12 - 12	7.00 x 12 - 12	28 X 9 - 15
	3.3	Tyre size, rear		6.00 x 9	6.00 x 9	6.00 x 9	6.50 X 10
	3.5	Number of wheels, front/rear (x = driven wheels)		2x / 2	2x / 2	2x / 2	2x / 2
	3.6	Tread, front	b ₁₀ (mm)	965	965	965	965
	3.7	Tread, rear	b ₁₁ (mm)	967	967	967	967
	4.1	Tilt of mast/fork carriage, forward / backward	α / β (°)	6 / 5	6 / 5	6 / 5	6 / 5
	4.2	Height, mast lowered	h ₁ (mm)	2170	2170	2170	2170
	4.3	Free lift ▼	h ₂ (mm)	140	140	140	140
	4.4	Lift ▼	h ₃ (mm)	3250	3250	3250	3250
	4.5	Height, mast extended +	h ₄ (mm)	3904	3904	3904	3904
	4.7	Height of overhead guard (cabin) ○	h ₆ (mm)	2160	2160	2160	2160
	4.7.1	Cab height (open cab)	(mm)	2181	2181	2181	2181
	4.8	Seat height relating to SIP/stand height ✕	h ₇ (mm)	1061	1061	1061	1061
	4.12	Coupling height	h ₁₀ (mm)	365	365	365	365
	4.19	Overall length	l ₁ (mm)	3486	3486	3486	3486
	4.20	Length to face of forks	l ₂ (mm)	2486	2486	2486	2486
	4.21	Overall width □	b ₁ (mm)	1157 / 1317 / 1601	1157 / 1317 / 1601	1157 / 1317 / 1601	1157 / 1317 / 1601
	4.22	Fork dimensions ISO 2331	s/e/l (mm)	40 x 100 x 1000	40 x 100 x 1000	40 x 100 x 1000	40 X 100 X 1000
	4.23	Fork carriage ISO 2328, class/type A, B		II A	II A	II A	II A
	4.24	Fork carriage width ▴	b ₃ (mm)	1067	1067	1067	1067
	4.31	Ground clearance, laden, below mast	m ₁ (mm)	107	107	107	132
	4.32	Ground clearance, centre of wheelbase	m ₂ (mm)	160	160	160	185
	4.34.1	Aisle width with pallets 1000mm x 1200mm crossways	A _{st} (mm)	3820	3820	3820	3820
	4.34.2	Aisle width with pallets 800mm wide x 1200mm lengthways	A _{st} (mm)	4020	4020	4020	4020
	4.35	Turning radius	W _a (mm)	2149	2149	2149	2149
	4.36	Internal turning radius	b ₁₃ (mm)	629	629	629	629
	4.41	90° intersecting aisle (with pallet W = 1200mm, L = 1000mm)	(mm)	1987	1987	1987	1987
	4.42	Step height (from ground to running board)	(mm)	702	702	702	702
	4.43	Step height (between intermediate steps between running board and floor)	(mm)	382	382	382	407
Performance data	5.1	Travel speed laden/unladen	km/h	16.9 / 18.0	16.9 / 18.0	19.1 / 19.8	19.3 / 19.5
	5.1.1	Travel speed, laden/unladen, backwards	km/h	16.9 / 18.0	16.9 / 18.0	14.7 / 15.2	19.3 / 19.5
	5.2	Lift speed, laden/unladen	m/s	0.66 / 0.71	0.62 / 0.65	0.61 / 0.64	0.62 / 0.64
	5.3	Lowering speed, laden/unladen	m/s	0.58 / 0.50	0.58 / 0.50	0.58 / 0.50	0.58 / 0.50
	5.5	Drawbar pull, laden/unladen *	N	17440 / 11570	17440 / 11570	21900 / 11450	20800 / 11000
	5.7	Gradeability, laden/unladen **	%	21.3 / 34.2	21.3 / 34.2	25.5 / 32.7	27.9 / 32.7
	5.9	Acceleration time, laden/unladen	s	5.5 / 4.9	5.5 / 4.9	5.4 / 4.8	5.4 / 5.1
Combustion engine	5.10	Service brake		Hydraulic	Hydraulic	Hydraulic	Hydraulic
	7.1	Engine manufacturer/type		Yanmar 4TNE92	Yanmar 4TNE92	Yanmar 4TNE94L	Kubota 2.4L
	7.2	Engine power according to ISO1585	kW	33.9	33.9	34.2	43.2
	7.3	Rated speed	min-1	2700	2700	2450	2400
	7.4	Number of cylinders/displacement	(-)/cm ³	4 / 2659	4 / 2659	4 / 3054	4 / 2434
Addition data	7.5	Fuel consumption according to VDI cycle ***	l/h or kg/h	2.7	2.7	2.9	2.1
	8.1	Type of drive unit		Hydrodynamic	Hydrodynamic	Hydrodynamic	Hydrodynamic
	10.1	Operating pressure for attachments	bar	0 - 155	0 - 155	0 - 155	0 - 155
	10.2	Oil volume for attachments ◇	l/min	75	75	75	75
	10.3	Hydraulic oil tank, capacity	litres	45.8	45.8	45.8	45.8
	10.4	Fuel tank, capacity	litres	52.8	52.8	52.8	52.8
	10.7	Sound pressure level at the driver's seat ★	dB(A)	79	79	79	78
	10.7.1	Sound power level during the workcycle ◆	dB(A)	99	99	99	-
	10.7.2	Guaranteed sound power 2000/14/EC	dB(A)	102	102	102	TBD
	10.8	Towing coupling, type DIN		Pin	Pin	Pin	Pin

▲ Top of forks.

✕ Without load backrest.

◆ h₆ subject to +/- 5 mm tolerance.

GDP20-25VX add 25mm when front

tyre size 28x9-15 is selected.

✕ Full suspension seat in depressed position.

□ Standard/Wide/Dual. When wet axle

selected values are (1186/1321/1601) for all capacities.

▴ Add 32mm with load backrest.

* at 1.6km/h.

** at 4.8km/h.

*** With Load Sensing Hydraulics.

◇ Variable.

★ LP4Z, measured according to the test

cycles and based on the weighting values contained in EN12053.

◆ LWAZ, measured according to the test cycles and based on the weighting values contained in EN12053.

Yale	Yale	Yale	Yale		Manufacturer (abbreviation)	1.1	Distinguishing mark
GDP 25VX					Manufacturer's type designation	1.2	
Yanmar 2.6L, Electronic Powershift	Yanmar 2.6L, Techtronix 100, 1 Speed	Yanmar 3.0L, Techtronix 200, 2 Speed	Kubota 2.4L, Techtronix 100, 1 Speed		Engine, Transmission		
Base	Value	Value	Productivity		Model		
Drum	ADS Drum or Oil-immersed	Oil-immersed	Drum or Wet brakes		Brake Type		
Diesel	Diesel	Diesel	Diesel		Drive: electric (battery or mains), diesel, petrol, fuel gas	1.3	
Seated	Seated	Seated	Seated		Operator type: hand, pedestrian, standing, seated, orderpicker	1.4	
2.5	2.5	2.5	2.5	Q (t)	Rated capacity / rated load	1.5	
500	500	500	500	c (mm)	Load centre distance	1.6	
471	471	471	471	x (mm)	Load distance, centre of drive axle to fork	1.8	
1623	1623	1623	1623	y (mm)	Wheelbase	1.9	
3902	3902	3902	3902	kg	Service weight	2.1	Weights
5778 / 624	5778 / 624	5778 / 624	5778 / 624	kg	Axle loading, laden front / rear	2.2	
1782 / 2120	1782 / 2120	1782 / 2120	1782 / 2120	kg	Axle loading, unladen front / rear	2.3	
SE	SE	SE	SC		Tyres: P = pneumatic, V = cushion, SE = superelastic	3.1	Tyres/chassis
700 x 12 - 12	700 x 12 - 12	700 x 12 - 12	28 X 9 - 15		Tyre size, front	3.2	
6.00 x 9	6.00 x 9	6.00 x 9	6.50 X 10		Tyre size, rear	3.3	
2x / 2	2x / 2	2x / 2	2x / 2		Number of wheels, front/rear (x = driven wheels)	3.5	Tyres/chassis
965	965	965	965	b ₁₀ (mm)	Tread, front	3.6	
967	967	967	967	b ₁₁ (mm)	Tread, rear	3.7	
6 / 5	6 / 5	6 / 5	6 / 5	α / β (°)	Tilt of mast/fork carriage, forward / backward	4.1	Tyres/chassis
2170	2170	2170	2170	h ₁ (mm)	Height, mast lowered	4.2	
140	140	140	140	h ₂ (mm)	Free lift ▼	4.3	
3250	3250	3250	3250	h ₃ (mm)	Lift ▼	4.4	Tyres/chassis
3904	3904	3904	3904	h ₄ (mm)	Height, mast extended +	4.5	
2160	2160	2160	2160	h ₆ (mm)	Height of overhead guard (cabin) ○	4.7	
2181	2181	2181	2181	(mm)	Cab height (open cab)	4.7.1	Tyres/chassis
1061	1061	1061	1061	h ₇ (mm)	Seat height relating to SIP/stand height ✕	4.8	
365	365	365	365	h ₁₁₀ (mm)	Coupling height	4.12	
3559	3559	3559	3559	l ₁ (mm)	Overall length	4.19	Tyres/chassis
2559	2559	2559	2559	l ₂ (mm)	Length to face of forks	4.20	
1157 / 1317 / 1601	1157 / 1317 / 1601	1157 / 1317 / 1601	1157 / 1317 / 1601	b ₁ (mm)	Overall width □	4.21	
40 x 100 x 1000	40 x 100 x 1000	40 x 100 x 1000	40 X 100 X 1000	s/e/l (mm)	Fork dimensions ISO 2331	4.22	Tyres/chassis
II A	II A	II A	II A		Fork carriage ISO 2328, class/type A, B	4.23	
1067	1067	1067	1067	b ₃ (mm)	Fork carriage width ▮	4.24	
107	107	107	132	m ₁ (mm)	Ground clearance, laden, below mast	4.31	Tyres/chassis
160	160	160	185	m ₂ (mm)	Ground clearance, centre of wheelbase	4.32	
3887	3887	3887	3887	A _{st} (mm)	Aisle width with pallets 1000mm x 1200mm crossways	4.34.1	
4087	4087	4087	4087	A _{st} (mm)	Aisle width with pallets 800mm wide x 1200mm lengthways	4.34.2	Tyres/chassis
2216	2216	2216	2216	W _a (mm)	Turning radius	4.35	
629	629	629	629	b ₁₃ (mm)	Internal turning radius	4.36	Tyres/chassis
2020	2020	2020	2020	(mm)	90° intersecting aisle (with pallet W = 1200mm, L = 1000mm)	4.41	
702	702	702	702	(mm)	Step height (from ground to running board)	4.42	
382	382	382	407	(mm)	Step height (between intermediate steps between running board and floor)	4.43	Tyres/chassis
16.9 / 18.0	16.9 / 18.0	19.1 / 19.8	19.3 / 19.5	km/h	Travel speed laden/unladen	5.1	
16.9 / 18.0	16.9 / 18.0	14.7 / 15.2	19.3 / 19.5	km/h	Travel speed, laden/unladen, backwards	5.1.1	Tyres/chassis
0.61 / 0.71	0.59 / 0.65	0.61 / 0.64	0.61 / 0.64	m/s	Lift speed, laden/unladen	5.2	
0.58 / 0.50	0.58 / 0.50	0.58 / 0.50	0.58 / 0.50	m/s	Lowering speed, laden/unladen	5.3	Tyres/chassis
17440 / 11450	17440 / 11450	21750 / 10800	20600 / 10500	N	Drawbar pull, laden/unladen *	5.5	
21.0 / 29.3	21.0 / 29.3	22.3 / 28.7	23.6 / 28.7	%	Gradeability, laden/unladen **	5.7	Tyres/chassis
6.0 / 5.0	6.0 / 5.0	5.7 / 5.0	5.6 / 5.1	s	Acceleration time, laden/unladen	5.9	
Hydraulic	Hydraulic	Hydraulic	Hydraulic		Service brake	5.10	Tyres/chassis
Yanmar 4TNE92	Yanmar 4TNE92	Yanmar 4TNE94L	Kubota 2.4L		Engine manufacturer/type	7.1	
33.9	33.9	34.2	43.2	kW	Engine power according to ISO1585	7.2	Tyres/chassis
2700	2700	2450	2400	min-1	Rated speed	7.3	
4 / 2659	4 / 2659	4 / 3054	4 / 2434	(-)/cm ³	Number of cylinders/displacement	7.4	
3.0	3.0	3.1	2.6	l/h or kg/h	Fuel consumption according to VDI cycle ***	7.5	Tyres/chassis
Hydrodynamic	Hydrodynamic	Hydrodynamic	Hydrodynamic		Type of drive unit	8.1	
0 - 155	0 - 155	0 - 155	0 - 155	bar	Operating pressure for attachments	10.1	Tyres/chassis
75	75	75	75	l/min	Oil volume for attachments ◇	10.2	
45.8	45.8	45.8	45.8	litres	Hydraulic oil tank, capacity	10.3	
52.8	52.8	52.8	52.8	litres	Fuel tank, capacity	10.4	Tyres/chassis
79	79	79	78	dB(A)	Sound pressure level at the driver's seat ★	10.7	
99	99	99	-	dB(A)	Sound power level during the workcycle ◆	10.7.1	
102	102	102	TBD	dB(A)	Guaranteed sound power 2000/14/EC	10.7.2	Tyres/chassis
Pin	Pin	Pin	Pin		Towing coupling, type DIN	10.8	

Base specification truck based on: 3290mm (GDP20/25VX) / 3105mm (GDP30/35VX) top of forks 2 stage LFL Standard carriage, 1000mm forks and manual levers.

Value and Productivity specification truck based on: 3290mm (GDP20/25VX) / 3105mm (GDP30/35VX) top of forks 2 stage LFL Standard carriage, 1000mm forks and manual levers.

For Value trucks fitted with manual levers, the values for lines 5.2 and 7.5 are as on the Base VDI table.

All values are nominal values and they are subject to tolerances. For further information, please contact the manufacturer. Yale products might be subject to change without notice.

Lift trucks illustrated may feature optional equipment. Values may vary with alternative configurations.

VDI 2198 – General Specifications, Diesel powered GDP30VX, GDP35VX

Distinguishing mark	1.1	Manufacturer (abbreviation)		Yale	Yale	Yale
	1.2	Manufacturer's type designation		GDP 30VX		
		Engine, Transmission		Yanmar 2.6L, Electronic Powershift	Yanmar 2.6L, Techtronix 100, 1 Speed	Yanmar 3.0L, Techtronix 200, 2 Speed
		Model		Base	Value	Productivity
		Brake Type		Drum	ADS Drum or Oil-immersed	Oil-immersed
	1.3	Drive: electric (battery or mains), diesel, petrol, fuel gas		Diesel	Diesel	Diesel
	1.4	Operator type: hand, pedestrian, standing, seated, orderpicker		Seated	Seated	Seated
	1.5	Rated capacity / rated load	Q (t)	3.0	3.0	3.0
	1.6	Load centre distance	c (mm)	500	500	500
Weights	1.8	Load distance, centre of drive axle to fork	x (mm)	483	483	483
	1.9	Wheelbase	y (mm)	1623	1623	1623
	2.1	Service weight	kg	4612	4612	4612
Tyres/chassis	2.2	Axle loading, laden front / rear	kg	6640 / 972	6640 / 972	6640 / 972
	2.3	Axle loading, unladen front / rear	kg	1823 / 2789	1823 / 2789	1823 / 2789
	3.1	Tyres: P = pneumatic, V = cushion, SE = superelastic		SE	SE	SE
Dimensions	3.2	Tyre size, front		28 x 9 - 15	28 x 9 - 15	28 x 9 - 15
	3.3	Tyre size, rear		6.50 x 10	6.50 x 10	6.50 x 10
	3.5	Number of wheels, front/rear (x = driven wheels)		2x / 2	2x / 2	2x / 2
	3.6	Tread, front	b ₁₀ (mm)	965	965	965
	3.7	Tread, rear	b ₁₁ (mm)	967	967	967
	4.1	Tilt of mast/fork carriage, forward / backward	α / β (°)	6 / 5	6 / 5	6 / 5
	4.2	Height, mast lowered	h ₁ (mm)	2195	2195	2195
	4.3	Free lift ▼	h ₂ (mm)	140	140	140
	4.4	Lift ▼	h ₃ (mm)	3055	3055	3055
Performance data	4.5	Height, mast extended +	h ₄ (mm)	3809	3809	3809
	4.7	Height of overhead guard (cabin) ○	h ₆ (mm)	2185	2185	2185
	4.7.1	Cab height (open cab)	(mm)	2206	2206	2206
	4.8	Seat height relating to SIP/stand height ✕	h ₇ (mm)	1086	1086	1086
	4.12	Coupling height	h ₁₁₀ (mm)	390	390	390
	4.19	Overall length	l ₁ (mm)	3633	3633	3633
	4.20	Length to face of forks	l ₂ (mm)	2633	2633	2633
	4.21	Overall width □	b ₁ (mm)	1186 / 1321 / 1601	1186 / 1321 / 1601	1186 / 1321 / 1601
	4.22	Fork dimensions ISO 2331	s/e/l (mm)	50 x 120 x 1000	50 x 120 x 1000	50 x 120 x 1000
	4.23	Fork carriage ISO 2328, class/type A, B		III A	III A	III A
	4.24	Fork carriage width ▸	b ₃ (mm)	1067	1067	1067
	4.31	Ground clearance, laden, below mast	m ₁ (mm)	132	132	132
	4.32	Ground clearance, centre of wheelbase	m ₂ (mm)	185	185	185
	4.34.1	Aisle width with pallets 1000mm x 1200mm crossways	A _{st} (mm)	3955	3955	3955
	4.34.2	Aisle width with pallets 800mm wide x 1200mm lengthways	A _{st} (mm)	4155	4155	4155
Combustion engine	4.35	Turning radius	W _a (mm)	2277	2277	2277
	4.36	Internal turning radius	b ₁₃ (mm)	618	618	618
	4.41	90° intersecting aisle (with pallet W = 1200mm, L = 1000mm)	(mm)	2077	2077	2077
	4.42	Step height (from ground to running board)	(mm)	727	727	727
	4.43	Step height (between intermediate steps between running board and floor)	(mm)	407	407	407
	5.1	Travel speed laden/unladen	km/h	18.2 / 19.1	18.2 / 19.2	21.1 / 21.4
	5.1.1	Travel speed, laden/unladen, backwards	km/h	18.2 / 19.1	18.2 / 19.1	16.2 / 16.6
	5.2	Lift speed, laden/unladen	m/s	0.47 / 0.62	0.51/0.57	0.52 / 0.56
	5.3	Lowering speed, laden/unladen	m/s	0.53 / 0.47	0.53 / 0.47	0.53 / 0.47
Addition data	5.5	Drawbar pull, laden/unladen *	N	16354 / 11708	16354 / 11708	19850 / 11400
	5.7	Gradeability, laden/unladen **	%	15.0 / 26.6	15.0 / 26.6	18.2 / 26.5
	5.9	Acceleration time, laden/unladen	s	6.2 / 5.3	6.2 / 5.3	5.9 / 5.2
	5.10	Service brake		Hydraulic	Hydraulic	Hydraulic
	7.1	Engine manufacturer/type		Yanmar 4TNE92	Yanmar 4TNE92	Yanmar 4TNE94L
	7.2	Engine power according to ISO1585	kW	33.9	33.9	34.2
	7.3	Rated speed	min-1	2700	2700	2450
	7.4	Number of cylinders/displacement	(-)/cm ³	4 / 2659	4 / 2659	4 / 3054
	7.5	Fuel consumption according to VDI cycle ***	l/h or kg/h	3.2	3.2	3.5
	8.1	Type of drive unit		Hydrodynamic	Hydrodynamic	Hydrodynamic
	10.1	Operating pressure for attachments	bar	0 - 155	0 - 155	0 - 155
	10.2	Oil volume for attachments ◇	l/min	75	75	75
	10.3	Hydraulic oil tank, capacity	litres	45.8	45.8	45.8
	10.4	Fuel tank, capacity	litres	52.8	52.8	52.8
	10.7	Sound pressure level at the driver's seat ★	dB(A)	79	79	79
	10.7.1	Sound power level during the workcycle ◆	dB(A)	99	99	99
	10.7.2	Guaranteed sound power 2000/14/EC	dB(A)	102	102	102
	10.8	Towing coupling, type DIN		Pin	Pin	Pin

▲ Top of forks.

✕ Without load backrest.

◆ subject to +/- 5 mm tolerance.

GDP20-25VX add 25mm when front

tyre size 28x9-15 is selected.

✕ Full suspension seat in depressed position.

□ Standard/Wide/Dual. When wet axle

selected values are

(1186/1321/1601) for all capacities.

▸ Add 32mm with load backrest.

* at 1.6km/h.

** at 4.8km/h.

*** With Load Sensing Hydraulics.

◇ Variable.

★ LP4Z, measured according to the test

cycles and based on the weighting values contained in EN12053.

◆ LWAZ, measured according to the test cycles and based on the weighting values contained in EN12053.

Yale	Yale	Yale	Yale		Manufacturer (abbreviation)	1.1	Distinguishing mark
GDP 35VX					Manufacturer's type designation	1.2	
Kubota 2.4L, Techtronix 100, 1 Speed	Yanmar 3.0L, Electronic Powershift	Yanmar 3.0L, Techtronix 200, 2 Speed	Kubota 2.4L, Techtronix 100, 1 Speed		Engine, Transmission		
Productivity	Base	Value	Productivity		Model		
Drum or Wet brakes	Drum	Oil-immersed	Drum or Wet brakes		Brake Type		
Diesel	Diesel	Diesel	Diesel		Drive: electric (battery or mains), diesel, petrol, fuel gas	1.3	
Seated	Seated	Seated	Seated		Operator type: hand, pedestrian, standing, seated, orderpicker	1.4	
3.0	3.5	3.5	3.5	Q (t)	Rated capacity / rated load	1.5	
500	500	500	500	c (mm)	Load centre distance	1.6	
483	483	483	483	x (mm)	Load distance, centre of drive axle to fork	1.8	Weights
1623	1700	1700	1700	y (mm)	Wheelbase	1.9	
4612	4799	4799	4799	kg	Service weight	2.1	
6640 / 972	73196 / 980	73196 / 980	7319 / 980	kg	Axle loading, laden front / rear	2.2	Tyres/chassis
1823 / 2789	1797 / 3002	1797 / 3002	1797 / 3002	kg	Axle loading, unladen front / rear	2.3	
SC	SE	SE	SC		Tyres: P = pneumatic, V = cushion, SE = superelastic	3.1	
28 X 9 - 15	28 x 9 - 15	28 X 9 - 15	28 X 9 - 15		Tyre size, front	3.2	Dimensions
6.50 X 10	6.50 x 10	6.50 x 10	6.50 X 10		Tyre size, rear	3.3	
2x / 2	2x / 2	2x / 2	2x / 2		Number of wheels, front/rear (x = driven wheels)	3.5	
965	965	965	965	b ₁₀ (mm)	Tread, front	3.6	Performance data
967	967	967	967	b ₁₁ (mm)	Tread, rear	3.7	
6 / 5	6 / 5	6 / 5	6 / 5	α / β (°)	Tilt of mast/fork carriage, forward / backward	4.1	
2195	2195	2195	2195	h ₁ (mm)	Height, mast lowered	4.2	Combustion engine
140	140	140	140	h ₂ (mm)	Free lift ▼	4.3	
3055	3055	3055	3055	h ₃ (mm)	Lift ▼	4.4	
3809	3809	3809	3809	h ₄ (mm)	Height, mast extended +	4.5	Addition data
2185	2185	2185	2185	h ₆ (mm)	Height of overhead guard (cabin) ○	4.7	
2206	2206	2206	2206	(mm)	Cab height (open cab)	4.7.1	
1086	1086	1086	1086	h ₇ (mm)	Seat height relating to SIP/stand height ✕	4.8	
390	390	390	390	h ₁₁₀ (mm)	Coupling height	4.12	
3633	3734	3734	3734	l ₁ (mm)	Overall length	4.19	
2633	2734	2734	2734	l ₂ (mm)	Length to face of forks	4.20	
1186 / 1321 / 1601	1186 / 1321 / 1601	1186 / 1321 / 1601	1186 / 1321 / 1601	b ₁ (mm)	Overall width □	4.21	
50 X 120 X 1000	50 x 120 x 1000	50 x 120 x 1000	50 X 120 X 1000	s/e/l (mm)	Fork dimensions ISO 2331	4.22	
III A	III A	III A	III A		Fork carriage ISO 2328, class/type A, B	4.23	
1067	1067	1067	1067	b ₃ (mm)	Fork carriage width ▮	4.24	
132	132	132	132	m ₁ (mm)	Ground clearance, laden, below mast	4.31	
185	185	185	185	m ₂ (mm)	Ground clearance, centre of wheelbase	4.32	
3955	4058	4058	4058	A _{st} (mm)	Aisle width with pallets 1000mm x 1200mm crossways	4.34.1	
4155	4258	4258	4258	A _{st} (mm)	Aisle width with pallets 800mm wide x 1200mm lengthways	4.34.2	
2277	2380	2380	2380	W _a (mm)	Turning radius	4.35	
618	647	647	647	b ₁₃ (mm)	Internal turning radius	4.36	
2077	2111	2111	2111	(mm)	90° intersecting aisle (with pallet W = 1200mm, L = 1000mm)	4.41	
727	727	727	727	(mm)	Step height (from ground to running board)	4.42	
407	407	407	407	(mm)	Step height (between intermediate steps between running board and floor)	4.43	
19.2 / 19.5	21.1 / 21.4	21.1 / 21.4	19.2 / 19.5	km/h	Travel speed laden/unladen	5.1	
19.2 / 19.5	-	-	19.2 / 19.5	km/h	Travel speed, laden/unladen, backwards	5.1.1	
0.54 / 0.56	0.52 / 0.56	0.52 / 0.56	0.53 / 0.56	m/s	Lift speed, laden/unladen	5.2	
0.53 / 0.47	0.53 / 0.47	0.53 / 0.47	0.53 / 0.47	m/s	Lowering speed, laden/unladen	5.3	
19200 / 11400	19700 / 11400	19700 / 11400	19050 / 11400	N	Drawbar pull, laden/unladen *	5.5	
20.2 / 26.5	16.1 / 24.3	16.1 / 24.3	18.3 / 24.3	%	Gradeability, laden/unladen **	5.7	
5.8 / 5.2	6.2 / 5.3	6.2 / 5.3	6.0 / 5.0	s	Acceleration time, laden/unladen	5.9	
Hydraulic	Hydraulic	Hydraulic	Hydraulic		Service brake	5.10	
Kubota 2.4L	Yanmar 4TNE94L	Yanmar 4TNE94L	Kubota 2.4L		Engine manufacturer/type	7.1	
43.2	34.2	34.2	43.2	kW	Engine power according to ISO1585	7.2	
2400	2450	2450	2400	min-1	Rated speed	7.3	
4 / 2434	4 / 3054	4 / 3054	4 / 2434	(-)/cm ³	Number of cylinders/displacement	7.4	
3.2	3.8	3.8	3.6	l/h or kg/h	Fuel consumption according to VDI cycle ***	7.5	
Hydrodynamic	Hydrodynamic	Hydrodynamic	Hydrodynamic		Type of drive unit	8.1	
0 - 155	0 - 155	0 - 155	0 - 155	bar	Operating pressure for attachments	10.1	
75	75	75	75	l/min	Oil volume for attachments ◇	10.2	
45.8	45.8	45.8	45.8	litres	Hydraulic oil tank, capacity	10.3	
52.8	52.8	52.8	52.8	litres	Fuel tank, capacity	10.4	
78	79	79	78	dB(A)	Sound pressure level at the driver's seat ★	10.7	
-	99	99	-	dB(A)	Sound power level during the workcycle ◆	10.7.1	
TBD	102	102	TBD	dB(A)	Guaranteed sound power 2000/14/EC	10.7.2	
Pin	Pin	Pin	Pin		Towing coupling, type DIN	10.8	

Base specification truck based on: 3290mm (GDP20/25VX) / 3105mm (GDP30/35VX) top of forks 2 stage LFL Standard carriage, 1000mm forks and manual levers.

Value and Productivity specification truck based on: 3290mm (GDP20/25VX) / 3105mm (GDP30/35VX) top of forks 2 stage LFL Standard carriage, 1000mm forks and manual levers.

For Value trucks fitted with manual levers, the values for lines 5.2 and 7.5 are as on the Base VDI table.

All values are nominal values and they are subject to tolerances. For further information, please contact the manufacturer. Yale products might be subject to change without notice.

Lift trucks illustrated may feature optional equipment. Values may vary with alternative configurations.

VX series

Models: GDP 20VX, GDP 25VX, GDP 30VX, GDP 35VX



Yale Veracitor VX Series

Available in three configurations;

Base - top performance, minimised cost of acquisition.

Value - excellent performance, lowest hourly operating cost.

Productivity - maximum performance utilising state-of-the-art features.

Engines

A range of heavy duty engines with reliable power over 20,000 hour life cycle with 500 hour service intervals.

Base and Value

Yanmar 2.6L /3.0L TNE series engines; Cold start device combined with fuel injection aid reduced emissions.

Productivity

Stage V fully compliant Kubota 2.4l engine with DPF (Diesel Particulate Filter) reduces emissions and removes diesel smell and soot particles from the exhaust.

Stage V engines do not adversely affect the truck performance or productivity and acceleration and lifting/lowering speeds remain unchanged.

Unlike some larger emission compliant machines the engine system does not utilise Diesel Emission Fluid (DEF; known as 'Adblue')

Three Transmissions

Electronic Powershift

Electronic inching and shift control, neutral start switch, anti-restart protection and heavy-duty clutch packs.

Techtronix 100

Electronic Powershift plus Auto Deceleration System (ADS), Controlled Power Reversal (CPR) and Controlled Roll-back (CRB).

Techtronix 200

Techtronix 100 plus Two Speed Auto Shift and Extended Draw Bar Pull.

Load Sensing Hydraulics (LSH)

AccuTouch electrohydraulic controls (LSH)* deliver increased efficiency.

The engine supplies power to the variable displacement hydraulic pumps only when required.

LSH has an ECO-eLo (Fuel Efficiency) mode, the truck operates in it's economical power range. Faster work rate or higher productivity is available via HiP (High Performance) mode.

(*Load Sensing Hydraulics is available on trucks with AccuTouch mini-levers, ECO-eLo function is available on trucks with Techtronix transmissions only).

Autospeed Hydraulics

Automatically increases engine speed for full hydraulic power. Pacesetter VSM maintains travel speed (or prevents travel) until the accelerator is actuated; no inching is required, simplifying operator actions.

Cooling System

The cooling system employs a pushertype fan, water pump and high capacity, crossflow radiator to ensure rapid heat dissipation.

Masts

Full range of Yale 2 and 3 stage LFL and FFL masts.

Brakes

Base - Duo-servo hydraulic, self-energizing, with automatic adjustment.

Value and Productivity - Sealed oil-immersed brake requiring minimal maintenance.

Hydraulic Power Steering

Responsive control, with the steer cylinder is located within the the steer axle for protection.

Continuous Stability Enhancement (CSE)

CSE improves lateral truck stability through reduced steer axle articulation, allowing travel on uneven surfaces.

Operator's Compartment

Standard cowl mounted hydraulic control levers. All models are available with optional AccuTouch mini-levers plus horn and direction switch.

Full Suspension Seat and isolated powertrain provide best in class Whole-Body Vibration levels for operator comfort.

Automotive-style pedals with a large, single inch/brake pedal are standard.

Intellix Vehicle System Management (VSM)

VSM master truck controller provides extensive monitoring and control of functions and systems.

CAN bus wiring, sealed connectors and Hall Effect sensors reduces complexity for truck system communication.

Options

- Premium monitoring package
- High air intake with pre-cleaner
- Accumulator
- Keyless start (with auxiliary key switch)
- Traction speed limiter
- Heavy-duty "Combi Cooler" radiator
- Return-to-set tilt
- Foot directional control
- Autospeed Hydraulics
- Alarm-reverse
- Amber strobe light
- Impact monitor
- Load weight indicator
- Pedestrian Awareness Light
- Panoramic mirror

Gold Edition

To celebrate the continued success of the Veracitor truck, we are introducing the Gold Edition for 2 to 3.5 tonne trucks.

The Yale Gold Edition VX Veracitor includes the following accessories as standard:

- Vinyl Sears Air Suspension Seat
- LED lights
- Return to Set Tilt when e-hydraulics is ordered
- Powertrain protection and Speed Limiter when Techtronix transmission is ordered
- Operator Password function
- Extended Warranty of 2 years/ 4000hours

HYSTER-YALE UK LIMITED

trading as **Yale Europe Materials Handling**
Centennial House, Frimley Business Park,
Frimley, Surrey GU16 7SG, United Kingdom.



Tel: +44 (0) 1276 538500

Fax: +44 (0) 1276 538559

www.yale-forklifts.eu

Publication part no. 22099285 Rev.29 Printed in The Netherlands (0319HG) EN.

Safety: This truck conforms to the current EU requirements. Specification is subject to change without notice.

Yale, VERACITOR and  are registered trademarks. "PEOPLE, PRODUCTS, PRODUCTIVITY", PREMIER, Hi-Vis, and CSS are trademarks in the United States and certain other jurisdictions. MATERIALS HANDLING CENTRAL and MATERIAL HANDLING CENTRAL are Service Marks in the United States and certain other jurisdictions.  is a Registered Copyright.

©Yale Europe Materials Handling 2019. All rights reserved. Truck shown with optional equipment.
Country of Registration: England and Wales. Company Registration Number: 02636775

